


THE BREEZWAY IDEAS BOOK



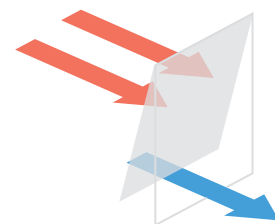
breezway[®]



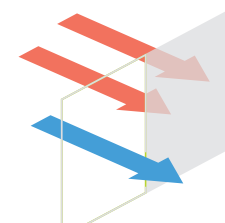
Altair Louvre Window



Fixed Window



Awning Window



Sliding Window



Breezway® Louvre Windows

Natural ventilation is important for any indoor environment. It helps keep the air we breathe clean and fresh whilst maintaining a connection to Mother Nature. It also reduces our energy bills too!

Louvre Windows have changed significantly since the late 1930's, and they are still a practical and stylish window choice. The unique design of a Breezway Altair® Louvre Window opens twice as wide as other window types to offer maximum ventilation to naturally cool a living or working space without the need for artificial air conditioning systems.

This is an environmentally sustainable solution to help improve the health of people and the planet, for years to come.

Breezes can be captured by Altair® Louvre Windows no matter which direction the wind is blowing, and seal tight to offer protection from the elements, even in cyclonic conditions. They're versatile, non-corrosive, and totally customisable!

Life's better with
Natural Ventilation

Light, Air, Space

Free air in every room of your home. Keep your home comfortable, almost every day of the year, simply by opening it up. Altair® Louvre Windows help you create a living space that works with nature rather than against it.

breezway®

Building Designer: Tempus Design Studio
Photographer: Liz Andrews Photography & Design

AWARD WINNER
2019 BDQ Regional Design Awards.

Breezway Louvres are
energy and cyclone rated.





Customise handle positions to best suit your needs.

Photographer: Paul Smith Images

Gym & Pool Area

Keeping fit and active is important for health. Ventilation is important for health too. Studies show that better ventilation improves health and reduces the transmission of infectious illnesses.



Office & Study

With many scientific studies showing that ventilation improves both learning outcomes and productivity, surely there's no better window for an office than an Altair® Louvre Window.

breezway



Architect: Smart Design Studio
Photographer: Anson Smart Photography

Add keylocks or bars for extra security and peace of mind.

AWARD WINNER
2016 HIA Qld Housing Awards.

10

Internal or external
screening is optional.

Architect: Sarah Waller Architecture
Photographer: Paul Smith Images

Bedroom & Wardrobe

What every bedroom needs is a breath of fresh air. And the best way to get lots of fresh air inside is with Altair® Louvre Windows. Concerned about wind and rain? The 'living hinge' design of Altair® Louvre Windows ensures that, when fully closed, they seal tight to provide superior wind and water performance.

breezway

11

Bathroom & Laundry

Steam is good for locomotives, but not so good in your bathroom. Install exhaust fans if you wish, but really, the best option is to include Altair® Louvres in all your wet areas to let in fresh air and light. Altair® Louvres with frosted glass blades offer both ventilation *and* privacy where most other window types only offer ventilation *or* privacy.

breezway

Architect: Neil Cownie Architect
Photographer: Rob Frith, Acorn Photo



Maintain privacy by opting for obscure glass, aluminium or timber blades.

AWARD WINNER

2020 BDO FNQ Regional Design Awards.

14

Blade clips and handles can be colour matched to frames.

Kitchen & Dining

15

If you can't stand the heat get some Altair® Louvres in the kitchen. Not only will they allow cool, fresh breezes in but they will get rid of cooking smells and help dissipate the heat of your next hot pot.

breezway

Building Designer: Urban Abode Building Design
Photographer: Tony Gorell, Imagination Photography

Lounge & Lobby

Altair® Louvre Windows in the lounge room ought to be compulsory. Okay, we're a little biased about that. But think about it. What could be better than your living spaces being naturally comfortable and having a connection to the outdoors?

breezway

Architect: CplusC Architectural Workshop
Photographer: Murray Fredericks Photography



Available as components for timber frames or commercial frames.



Breezway Louvres have been rated for Bushfire Prone Areas.

Architect: Morriachi Architecture
Photographer: Patrick Oberem, Blue Fish Imaging

Enclosures & Decks

Altair® Louvre Windows in outdoor living spaces open wide to make the most of glorious weather, but also provide protection to make the space useable when the weather is poor. Designed for tough Australian conditions and manufactured using only non-corrosive materials, you'll enjoy them for many years.



Stairs & Walkways

Altair® Louvre Windows are a great option in stairways and corridors to help your building breathe to keep it naturally comfortable. With blades that overlap and can be angled, they can be safely left open in gentle rain.

breezway



Naturally brighten dark areas with Breezway Louvres.

Designer & Builder: Sean O'Sullivan, CPT Interiors & Constructions Pty Ltd



Various customising options and window configurations are available.



Architect: Sayes Jackson Architects
Photographer: Amy Jenkins, Glasshouse Photography



Tall & Narrow

With openings on both sides of each blade, Altair® Louvre Windows maximise ventilation even in unusual window shapes which are unpractical for other window types.

breezway

Powerlouvre™ System

Personal jet packs, holidays on the moon, windows that automatically open to cool your home, then close when you leave the house. The first two are still a way in the future, but the Altair® Powerlouvre™ System is available now.

24



An in-built temperature sensor allows rooms to be naturally cooled or windows closed automatically to retain warmth when required.



Pre-set timers allow windows to be automatically set to operate in anticipation of the building occupant's daily routine.



Compatible with the new Breezway Rain Sensor to automatically close the Powerlouvre System in response to rain.



Architect: Gavin Hestelov

With motors fully concealed within the window frame and easy operation via compatible smart phones, its easy to see why this system has won two Design Awards.



Stronghold® System

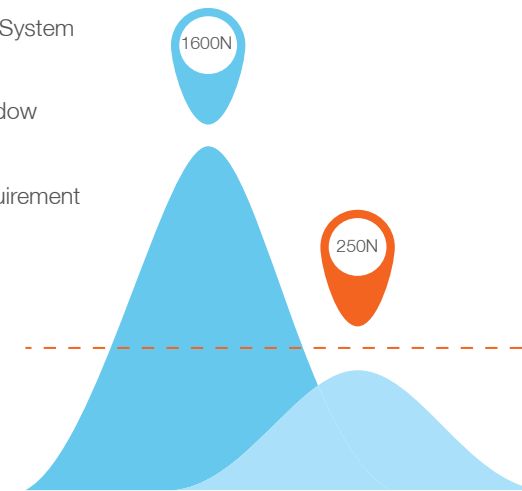
Altair® Louvres with the Stronghold® System mechanically locks louvre blades into their clips to increase the amount of force the window can resist. With blades now only able to be removed using a tool, the window is more secure and your building is safer.

The Stronghold® System allows our windows to easily meet the fall prevention requirements of the Australian Building Code with only a slight reduction in ventilation.

Load applied to louvre blade in open position

- Altair® Stronghold® System
- Normal Louvre Window
- Fall Prevention Requirement

1N = 0.101971621 kgs



The pin secures the blade to the bearing and clip from inside.



25



Architect: SJB Architects



Low risk pinch or edge impact hazards.



IGLU[®] System

The Altair[®] IGLU[®] Double Glazed System opens wide to maximise ventilation. And offers excellent thermal insulation and energy efficiency when closed.

Breezway Altair[®] IGLU[®] Blades do not have thermally compromising aluminium framing. Instead, the blades are capped top and bottom by rubber blade-to-blade seals, embedded into the IGU sealant. There is a clean ceramic print running around the perimeter of each blade to conceal the IGU spacer, while still drawing the eye through to the view outside.



MAXIMUM VENTILATION
90% ventilation through the opening to capture breezes no matter the wind direction.




THERMAL INSULATION
U-values as low as 2.6 W/m².K. (in a timber frame).



ACOUSTIC INSULATION
Improved acoustic performance to Rw30 to reduce outdoor noise.



SEALING
Blade-to-blade seals embedded in the blades.



The Breezway Team is ready and willing to help:

Over 3 Generations of Experience

Surely no-one can match our experience... we've been designing and making louvre windows for over 85 years!

Extensive Testing

Our R&D Team is constantly testing and improving our louvres to bring innovative window solutions to the market.

Compliance Advice

Louvres next to a pool? Building in a bushfire zone? Our team offers clear compliance advice based on our extensive testing.

CAD, BIM, 3D Models, NATSPEC Branded Worksection

Technical files, drawings and recommended specifications are all freely available from our website.

Configuration Advice

Every window is made-to-order and we offer the widest range of customising options, so sometimes advice is helpful. We're ready and willing to help.

Life's better with
Natural Ventilation



breezway[®]

Australia

Breezway Head Office
35 Cambridge Street
Coorparoo QLD 4151
ABN 24 081 897 823
Telephone: +61 7 3847 0500
Toll-Free for NZ: 0800 777 759
Email: designassist@breezway.com.au
Website: breezway.com.au / breezway.co.nz

Perth Service Centre

1/18 Colin Jamieson Drive
Welshpool WA 6106
Telephone: +61 8 9458 4884

Darwin Showroom

1B / 10 Cato Street
Winnellie NT 0820
Telephone: +61 433 671 313

Malaysia

No. 39 Jalan Wawasan 3/KU 7
Sungai Kapar Indah
42200 Klang
Selangor Darul Ehsan
Malaysia
601783-T
Telephone: +60 3 3291 4885
Facsimile: +60 3 3291 9887
Email: malaysiasales@breezway.com

Hawaii

99-1451 Koaha Place, Suite 1
AIEA, Hawaii 96701
Telephone: +1 808 484 5999
Facsimile: +1 808 484 5959
Email: hawaiisales@breezway.com